

## hnRNP A/B polyclonal antibody - Classic

**Cat. No.** C15410263

**Type:** Polyclonal

**Source:** Rabbit

**Lot #:** 39645

**Size:** 25 µl/100 µl

**Concentration:** 1 µg/µl

**Specificity:** Human.

**Purity:** Purified by peptide affinity chromatography.

**Storage:** Store at -20°C; for long storage, store at -80°C.  
Avoid multiple freeze-thaw cycles.

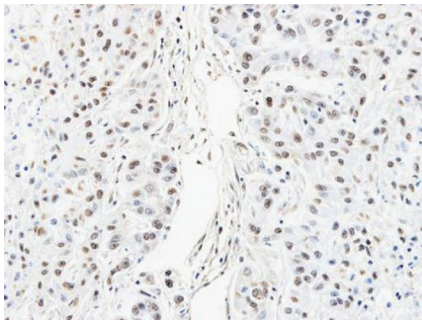
**Precautions:** This product is for research use only. Not for use in diagnostic or therapeutic procedures.

### Applications

	Suggested dilution*	Results
ICC/IF	1:100-1:1,000	Figure 3
IHC	1:100-1:1,000	Figure 1
Western blot	1:500-1:3,000	Figure 2

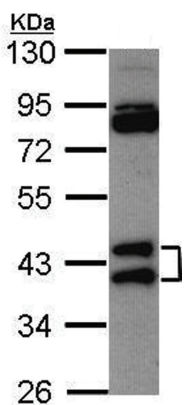
\*Optimal dilutions/concentrations should be determined by the researcher.

### Results



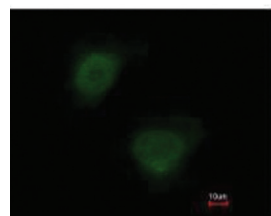
**Figure 1. IHC**

Immunohistochemical analysis of paraffin-embedded A549 xenograft, using hnRNP A/B antibody (Cat No. C15410263) at a 1:100 dilution.

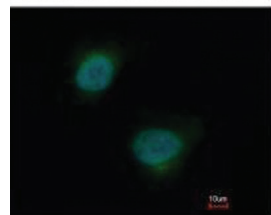


**Figure 2. Western blot**

Sample: 30 ug of HeLa whole cell lysate  
10% SDS PAGE  
C15410263 diluted 1:1,000



Costained with Hoechst 33342



**Figure 3. IF**

Immunofluorescence analysis of paraformaldehyde-fixed HeLa cells using hnRNP A/B antibody (Cat. No. C15410263) at a 1:200 dilution.

**Diagenode sa. BELGIUM | EUROPE**

LIEGE SCIENCE PARK  
Rue Bois Saint-Jean, 3  
4102 Seraing (Ougrée) - Belgium  
Tel: +32 4 364 20 50  
Fax: +32 4 364 20 51  
orders@diagenode.com  
info@diagenode.com

**Diagenode Inc. USA | NORTH AMERICA**

400 Morris Avenue, Suite 101  
Denville, NJ 07834 - USA  
Tel: +1 862 209-4680  
Fax: +1 862 209-4681  
orders.na@diagenode.com  
info.na@diagenode.com

**Last update:** September 12, 2014